

How to use QR codes


A step-by-step guide to help you use a QR code system for checking into businesses and venues.

Many businesses and venues require you to check-in to assist with contact tracing if required.

Your smart phone has the capability to scan a QR code. You can do this within the check-in app or from your camera app. It is easier to scan the code from within the check-in app.



Check page 2 for details on how to get the app




1. Find a poster with a QR code.

- This may be posted outside the premises or near the entry or counter
- The QR code is a square box with an irregular black/white checker pattern inside. It is a machine-readable code that contains the details of that business or venue.

2. Either find the camera on your phone or open your government check-in app

- Unlock your phone and find the camera image



3. Point the camera at the QR code

- Position the camera so that the QR code is centered in your screen
- It should focus and recognise the QR code, without the need of taking a photo.

4. Tap on the QR code notification

5. Check-in at your venue

- If you are already logged in to your check-in app you will only need to confirm your check-in
- If you are not logged in, you will be prompted to
- Enter your contact details in the sign-in form
- If you have any dependents with you, such as children or other dependent family members, add their names too
- Submit your details
- If the form does not submit, check that you have entered the information correctly into the fields
- If you have successfully completed the form, a confirmation message will appear
- Show the confirmation or green tick to the staff member.



Mobile phones that can scan QR codes:

Apple iPhone

- You need **iOS 11 to higher** to scan QR codes with the built-in camera app
- Update your iOS version or download an app to scan QR codes.

Android

- You need **Android 9 or higher** to scan QR codes with the built-in camera app
- If your device cannot run Android 9 or higher, you can download an app to scan QR codes.

Download the check-in app for your state:

New South Wales

Download the
Service NSW app



Queensland

Download the
Check In QLD app



South Australia


Download the
mySA GOV app



Do you need some assistance downloading an app?

If you have an **iPhone** use the **App Store**. If using an **Android**, use the **Google Play Store**.



- Open the app and find the magnifying glass  search for your states' Covid Check-In App
- Tap **Install** or **GET** and follow the prompts to download
- You will also need to **login or create a login** in the new Covid Check-In app you have downloaded
- You will need your **email address** and you'll be asked to **create a password**.



Queensland
Government

Office for Ageing Well and Seniors Card



Government of South Australia
SA Health



SENIORS CARD