

3G Closure: Check if your Telstra GO Repeater is configured to boost 4G signal



Telstra GO Repeaters (GO G31, GO G41, GO ROAM R41) operate on both 3G and 4G and will not be impacted when 3G closes from 28 October 2024.

However, in some instances they may have been configured to only operate on 3G.

We encourage you to check your GO Repeater settings, using a smartphone with the Cel-Fi WAVE app installed to see if its correctly configured to boost 4G signals.

Telstra GO (G31) Repeater



Telstra GO G41 Stationary Repeater



Telstra GO ROAM R41 Mobile Repeater



Instructions to check your GO Repeater settings can boost 4G signals:

1

Download the **Cel-Fi WAVE app** available from the Google Play Store or Apple App Store on your smartphone.



2

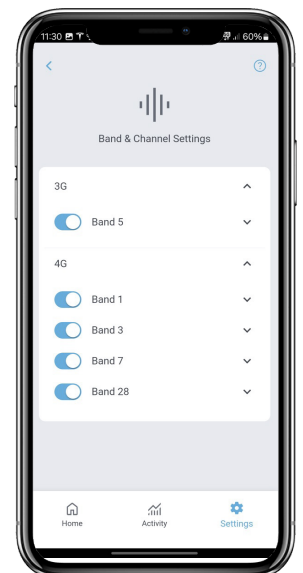
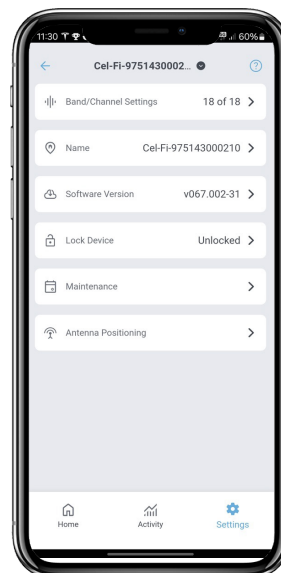
Open the WAVE app on your smartphone and ensure you are in close proximity to your GO Repeater to allow it to connect through Bluetooth.

Follow instructions to:

- Check your GO Repeater in the Cel-Fi WAVE app using a smartphone.
- Tap on Settings > Band/Channel Settings > expand the 4G selection and ensure that each Band is toggled on (indicated as blue).

3

Congratulations your GO Repeater will now be configured to boost 4G signals.



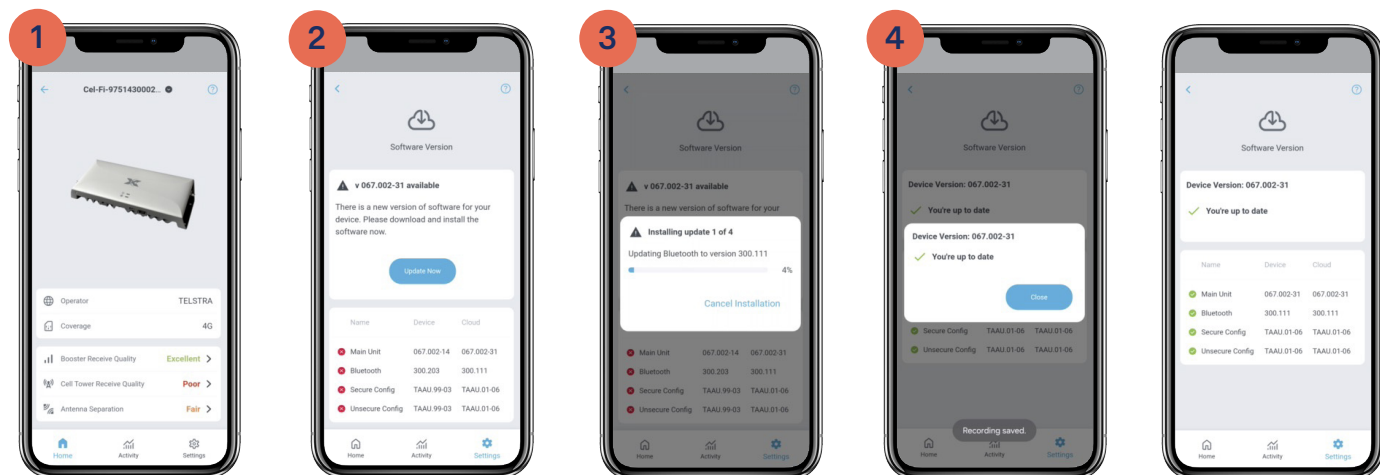
Check if your Telstra GO Repeater software is update to date

Instructions to check your GO Repeater settings:

Download the Cel-Fi WAVE app available from the Google Play Store or Apple App Store on your smartphone.

Open the WAVE app on your smartphone and ensure you are in close proximity to your GO Repeater to allow it to connect through bluetooth.

- 1 Check your GO Repeater in the Cel-Fi WAVE app using a smartphone.
- 2 Tap on Settings > Software Version > if there is a Software Update available, tap on "Update now" and wait until the update has been completed.
- 3 You will be able to monitor the progress on the WAVE app.
- 4 Congratulations your GO Repeater has been updated.



Check your Telstra Go Repeater external antenna is compatible

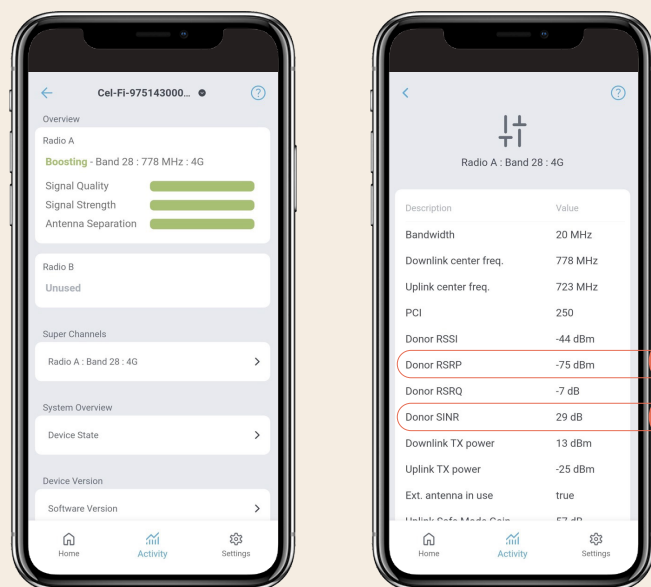
To ensure you are getting the best possible 4G experience when 3G closes on 28 October 2024, use the instructions to check if your current antenna is compatible with the 4G network.

- 1 Open the Cel-Fi WAVE app on your smartphone and ensure you are in close proximity to your GO Repeater to allow it to connect through Bluetooth.
- 2 Check your GO Repeater in the Cel-Fi WAVE app using a smartphone.
 - Tap on Activity
 - Under Super Channels tap on Radio A: Band <number*>: 4G to see more details about the boosted signal.

***This number may be 3, 28, 1 or 7 depending on your device and the available frequencies from your local tower.**

- 3 **Signal Strength Test:**
If Donor RSRP level is between -40 and -110 dBm this is good. Anything outside of this range please contact us on **1800 305 307** to discuss your options.

In this example '-75 dBm' is good.



- 4 **Signal Quality Test:**
If the Donor SINR is showing 0 dB or a negative number please contact us on **1800 305 307** to discuss your options.

In this example '29 dB' is good.