

1 TELSTRA CALL GUARDIAN[®] 301 ADDITIONAL HANDSET

Contents for additional handset



Handset



Charger



Mains power adaptor



2 x AAA Ni-MH 750
mAh rechargeable
batteries
(already in handset)

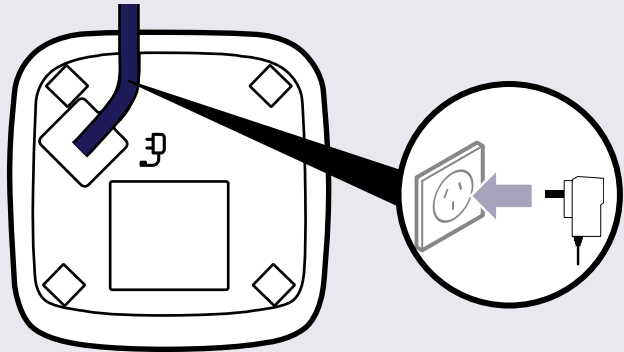


Important

Only use the mains power adaptors, cables and rechargeable batteries supplied in this box or this product might not work. Any replacement rechargeable batteries must be of the same type. Telstra accepts no responsibility for damage caused to your Telstra Call Guardian 301 if you use any other type of batteries.

1 Set up your additional handset

1. For additional handsets and chargers: plug the mains power adaptor into the back of the charger and plug the other end into the mains wall socket and switch on the power.






2. Activate the batteries by pulling the plastic tab away from the back of the handset. If you set the time and date on the first handset then it will be shared with all other handsets and registered once you activate the batteries and they have all synchronised.
3. Place the handset on the charger to charge for 24 hours.

3 Registering your additional handset

If you've bought a Telstra Call Guardian 301 additional handset, you must register it to your Telstra Call Guardian 301 base before it can be used.

Register an additional Telstra Call Guardian 301 handset

1. Select **Menu**, scroll using the **DOWN BUTTON**  to display **Settings** and press **Select**.
2. Press the **DOWN BUTTON**  to highlight **Registration** and press **Select**.
3. **Register** is highlighted, press **Select**.
4. Press and hold the **PAGE BUTTON**  on the base until you hear a beep and the In use light starts to flash. Immediately, select **OK** on the handset. The handset will display **Registering handset** to indicate the base is in registration mode.



If you are prompted to enter a PIN during the handset registration process, please refer to page 66 of the Telstra Call Guardian 301 Twin User Guide for more information.



You have 2 minutes to complete the registration process. After 2 minutes the In use light on the base will stop flashing. If registration isn't successful the first time, please try again in case the base registration period ran out of time.

Guarantee

Our goods come with guarantees that cannot be excluded under the Australian Consumer Law. You are entitled to a replacement or refund for a major failure and compensation for any other reasonably foreseeable loss or damage. You are also entitled to have the goods repaired or replaced if the goods fail to be of acceptable quality and the failure does not amount to a major failure. To find out more information about your consumer rights if your device is faulty, please call us on 13 2200 or go to <https://go.telstra.com.au/helpandsupport/home-phone/> or <http://www.telstra.com/faultyproducts>

How to recycle your equipment

When the Telstra Call Guardian 301 reaches its end of life, it needs to be disposed of according to local laws and regulations, please contact the customer service helpline found in this user guide for information on how to dispose of the product free of charge.

Important safety instructions

Follow these safety precautions when using your phone to reduce the risk of fire, electric shock, and injury to persons or property:

- Keep all slits and openings of the phone unblocked.
- Do not set the phone on a heating register or over a radiator. Ensure that proper ventilation is provided at the installation site.
- Do not use while wet or while standing in water.
- Do not use this product near water (for example, near a bath tub, kitchen sink, or swimming pool).
- Do not allow anything to rest on the power cord. Place the power cord so that it will not be walked on.
- Never insert objects of any kind into the product vents as that may result in fire or electric shock.
- Unplug this product from the wall outlet before cleaning.

Do not use liquid cleaners or aerosol cleaners. Use a damp cloth for cleaning.

Do not disassemble this product. If service or repair work is required, contact the customer service helpline found in this user guide.

Do not overload wall outlets and extension cords. Avoid using during an electrical storm. Use a surge protector to protect the equipment.

Do not use this phone to report a gas leak, especially if you are in the vicinity of the gas line.

Small metal objects may stick to the handset due to the presence of magnetic fields on the handset. Exercise caution when used where metal objects can be picked up.

Warning

Please note that this equipment is not designed for making emergency telephone calls when the power fails. Alternative arrangements should be made for access to emergency services.

Cleaning

Clean the handset and base (or charger) with a damp (not wet) cloth, or an anti-static wipe.

Never use household polish as this will damage the product. Never use a dry cloth as this may cause static shock.

Technical Information

How many telephones can I have?

All items of telephone equipment have a Ringer Equivalence Number (REN), which is used to calculate the number of items which may be connected to any one telephone line. Your Telstra Call Guardian 301 has a REN of 0,2. A total REN of 3 is allowed. If the total REN of 3 is exceeded, the telephones may not ring. With different telephone types, there is no guarantee of ringing, even when the REN is less than 3.